



















1. What is the grade of your oldest school-aged child?

		Response Percent	Response Count
Pre-School		5.6%	11
Kindergarten		3.6%	7
First Grade		6.1%	12
Second Grade		7.1%	14
Third Grade		2.0%	4
Fourth Grade		7.7%	15
Fifth Grade		9.7%	19
Sixth Grade		5.6%	11
Seventh Grade		8.7%	17
Eighth Grade		7.7%	15
Ninth Grade		7.1%	14
Tenth Grade		7.1%	14
Eleventh Grade		11.2%	22
Twelfth Grade		10.7%	21
		answered question	196
		skipped question	0



2. Please select which grade(s) your child(ren) are in. Select all that apply.

		Response Percent	Response Count
Pre-School		21.9%	43
Kindergarten		11.2%	22
First Grade		15.8%	31
Second Grade		18.4%	36
Third Grade		12.8%	25
Fourth Grade		18.9%	37
Fifth Grade		15.8%	31
Sixth Grade		13.3%	26
Seventh Grade		13.3%	26
Eighth Grade		10.2%	20
Ninth Grade		12.2%	24
Tenth Grade		11.2%	22
Eleventh Grade		10.2%	20
Twelfth Grade		10.7%	21
Special Education Student in Pre-School		1.0%	2
Special Education Student in grades K-2		0.0%	0
Special Education Student in grades 3-6		1.0%	2
Special Education Student in grades 7-12		2.0%	4
answered question			196
skipped question			0








3. Please select one of the following which best describes you.

		Response Percent	Response Count
Native American		1.0%	2
White/European American		96.3%	184
Asian/Pacific Islander		1.0%	2
Other		1.6%	3
answered question			191
skipped question			5



4. Please indicate your gender.

		Response Percent	Response Count
Female		80.3%	155
Male		19.7%	38
answered question			193
skipped question			3

5. Please indicate the highest level of education that you have completed.

		Response Percent	Response Count
Less than High School		1.5%	3
High School		27.8%	54
Trade/Vocation/Technical		20.6%	40
2 year College		13.9%	27
4 year College		28.9%	56
Master's Degree		5.2%	10
Law/Medical/Graduate degree		2.1%	4
answered question			194
skipped question			2

6. Does your family take advantage of the Free and Reduced Lunch Program?

		Response Percent	Response Count
Yes		24.4%	47
No		75.6%	146
answered question			193
skipped question			3

7. Please indicate the gender of your child.

		Response Percent	Response Count
Female		41.2%	70
Male		58.8%	100
answered question			170
skipped question			26

8. My child's teachers do a good job keeping me informed about how well my child is doing in school.

		Response Percent	Response Count
Strongly Agree		16.9%	29
Agree		47.1%	81
Somewhat Agree		26.2%	45
Disagree		5.2%	9
Strongly Disagree		4.7%	8
Comments			43
answered question			172
skipped question			24





9. I am comfortable helping my child with their homework.

	Always	Usually	Sometimes	Never	Response Count
Pre-k through 6th grades	60.8% (79)	26.9% (35)	10.8% (14)	1.5% (2)	130
7th - 12th grades	11.4% (10)	40.9% (36)	39.8% (35)	8.0% (7)	88
				Comments	34

answered question 171

skipped question 25



10. I have access to the school's website...

		Response Percent	Response Count
At home		91.8%	157
At the library		2.3%	4
Somewhere else		4.7%	8
Not at all		1.2%	2
		Comments	9

answered question 171

skipped question 25

11. I use the Parent Portal on the school website.

		Response Percent	Response Count
Yes (continue to the next question)		73.2%	123
No (skip the next question)		26.8%	45
answered question			168
skipped question			28

12. I am comfortable using the Parent Portal on the school website to:

	Yes	Not really	Haven't Used it Yet	Response Count
Look at my child's Grades	91.4% (117)	0.0% (0)	8.6% (11)	128
Look at my child's Assignments	61.8% (76)	17.1% (21)	22.0% (27)	123
Look at teacher lesson plans or syllabus	50.0% (61)	22.1% (27)	28.7% (35)	122
Email my child's teacher(s)	71.0% (88)	8.9% (11)	20.2% (25)	124
Look at my child's lunch activity	82.8% (106)	4.7% (6)	12.5% (16)	128
Pay for my child's lunches	37.5% (45)	9.2% (11)	53.3% (64)	120
Comments				26
answered question				130
skipped question				66

13. I have a good understanding of how I can support my child to do their best at school.

		Response Percent	Response Count
Strongly Agree		45.9%	79
Agree		44.2%	76
Somewhat Agree		9.3%	16
Disagree		0.6%	1
Strongly Disagree		0.0%	0

Comments 10

answered question 172

skipped question 24

14. The ways I make contact with my child's teacher are: (check all that apply)

		Response Percent	Response Count
E-mail		60.5%	104
Conferences		68.6%	118
Phone Calls		45.3%	78
Personal Visits		54.1%	93
Other (please comment below)		5.2%	9
I have not made contact with my child's teachers		0.6%	1

Comments 16

answered question 172

skipped question 24

15. I feel welcomed when I visit with my child's teacher(s).

		Response Percent	Response Count
Strongly Agree		42.1%	72
Agree		41.5%	71
Somewhat Agree		12.9%	22
Disagree		2.3%	4
Strongly Disagree		1.2%	2

Comments 14

answered question 171

skipped question 25

16. I feel welcomed when I visit my child's school.

		Response Percent	Response Count
Strongly Agree		40.4%	69
Agree		45.6%	78
Somewhat Agree		8.8%	15
Disagree		4.1%	7
Strongly Disagree		1.2%	2

Comments 8

answered question 171

skipped question 25

17. I believe my child holds the key to their educational success.

		Response Percent	Response Count
Strongly Agree		33.3%	57
Agree		37.4%	64
Somewhat Agree		26.9%	46
Disagree		1.2%	2
Strongly Disagree		1.2%	2

Comments 33

answered question 171

skipped question 25

18. I believe the school is fully responsible for the success of my child's education.





		Response Percent	Response Count
Strongly Agree		5.8%	10
Agree		15.1%	26
Somewhat Agree		37.8%	65
Disagree		34.9%	60
Strongly Disagree		6.4%	11

Comments 35

answered question 172

skipped question 24

19. When my child needs more help than I can give them, I contact their teacher.




		Response Percent	Response Count
Always		31.7%	52
Usually		22.6%	37
Sometimes		30.5%	50
Never		15.2%	25

Comments 35

answered question 164

skipped question 32

20. I believe that being active in my child's education will help them be more successful in school.





		Response Percent	Response Count
Strongly Agree		69.2%	119
Agree		27.3%	47
Somewhat Agree		3.5%	6
Disagree		0.0%	0
Strongly Disagree		0.0%	0

Comments 9

answered question 172

skipped question 24

21. I talk to my child about their school day.



		Response Percent	Response Count
Daily		92.4%	159
Weekly		5.2%	9
Sometimes		1.7%	3
Rarely		0.6%	1
Never		0.0%	0

Comments 7

answered question 172

skipped question 24

22. Are you aware that there are ways to participate as a volunteer in the school district?

		Response Percent	Response Count
Yes		82.5%	141
No		17.5%	30

answered question 171

skipped question 25

23. Please select 'Yes' or 'No' for each of the following items:

	Yes, Currently	Yes, In the past	No	Response Count
I volunteer in the classroom.	8.6% (14)	37.7% (61)	54.3% (88)	162
I volunteer on a school committee.	14.6% (23)	5.7% (9)	80.3% (126)	157
I volunteer with a school-related activity (sports, One Act Play, etc.)	27.4% (45)	20.1% (33)	54.3% (89)	164
I volunteer as a guest speaker.	1.3% (2)	7.2% (11)	91.5% (140)	153
I volunteer in some other way.	24.5% (37)	21.9% (33)	53.6% (81)	151

Please tell us any other ways you volunteer within the District.

23

answered question

170

skipped question

26

24. If you have other volunteer ideas that would benefit students or the District, please tell us here:

Response Count

19

answered question

19

skipped question

177

25. This school does a good job of encouraging parent involvement.

		Response Percent	Response Count
Strongly Agree		10.0%	17
Agree		41.2%	70
Somewhat Agree		35.9%	61
Disagree		10.6%	18
Strongly Disagree		2.4%	4

Comments 20

answered question 170

skipped question 26

26. Overall, my child has a positive experience at school.





		Response Percent	Response Count
Strongly Agree		21.4%	36
Agree		53.6%	90
Somewhat Agree		22.0%	37
Disagree		3.0%	5
Strongly Disagree		0.0%	0

Comments 20

answered question 168

skipped question 28











27. (Fill in this blank with one of the following) in the District really seem to care about the students.

		Response Percent	Response Count
All Teachers		10.7%	18
Most Teachers		63.1%	106
Some Teachers		22.0%	37
Few Teachers		4.2%	7






Comments 13

answered question	168
skipped question	28

28. I feel comfortable approaching the following school staff with my ideas and concerns. (Please check all that apply.)

		Response Percent	Response Count
Teachers		86.0%	135
Kitchen Staff		19.7%	31
Custodians		25.5%	40
Principal		56.1%	88
Bus Drivers		36.9%	58
Superintendent		44.6%	70
School Board Members		38.2%	60
Counselor		36.9%	58
Nurse		48.4%	76
Secretary		56.1%	88
		Comments	14
answered question			157
skipped question			39













29. When I have concerns about my child, I can count on the school for support.

		Response Percent	Response Count
Strongly Agree		14.9%	25
Agree		44.6%	75
Somewhat Agree		31.0%	52
Disagree		7.1%	12
Strongly Disagree		2.4%	4













Comments 9

answered question	168
skipped question	28






30. I am most comfortable helping my child with this kind of homework: (Check all that apply.)

		Response Percent	Response Count
History		71.9%	110
Social Studies		73.2%	112
Math		49.7%	76
Reading		88.2%	135
English		71.9%	110
Science		59.5%	91
Art		41.8%	64
Band		19.6%	30
Choir		17.6%	27
Shop Class		17.0%	26
Computer Applications		40.5%	62
Industrial Technology		19.6%	30
		Comments	10
answered question			153
skipped question			43

31. I am least comfortable helping my child with this kind of homework: (Check all that apply.)

		Response Percent	Response Count
History		15.7%	21
Social Studies		12.7%	17
Math		62.7%	84
Reading		6.0%	8
English		20.1%	27
Science		27.6%	37
Art		17.9%	24
Band		32.8%	44
Choir		25.4%	34
Shop Class		30.6%	41
Computer Applications		25.4%	34
Industrial Technology		32.1%	43
		Comments	13
answered question			134
skipped question			62

32. The school does an excellent job in helping my child acquire skills and knowledge in reading.






		Response Percent	Response Count
Strongly Agree		25.0%	41
Agree		45.7%	75
Somewhat Agree		23.2%	38
Disagree		4.9%	8
Strongly Disagree		1.2%	2

Comments 17

answered question 164

skipped question 32

33. The school does an excellent job in helping my child acquire skills and knowledge in mathematics.






		Response Percent	Response Count
Strongly Agree		13.3%	22
Agree		44.0%	73
Somewhat Agree		29.5%	49
Disagree		8.4%	14
Strongly Disagree		4.8%	8

Comments 25











answered question 166

skipped question 30

34. The school does an excellent job in helping my child acquire skills and knowledge in science.

		Response Percent	Response Count
Strongly Agree		13.6%	22
Agree		53.1%	86
Somewhat Agree		22.8%	37
Disagree		9.3%	15
Strongly Disagree		1.2%	2
		Comments	23
		answered question	162
		skipped question	34

35. Final Question: On a scale of 1 to 10, 10 being the highest, how likely would you be to recommend Warroad Public Schools to your family, friends, or newcomers to the Warroad area?

		Response Percent	Response Count
10 (I would recommend these schools every time!)		19.2%	32
9		16.2%	27
8		18.6%	31
7		16.8%	28
6		9.6%	16
5		6.6%	11
4		3.0%	5
3		5.4%	9
2		2.4%	4
1 (I would never recommend these schools to anybody!)		2.4%	4
answered question			167
skipped question			29

36. If you have any other comments that concern your child's success at school, please include them here.

	Response Count
	41
answered question	41
skipped question	155